

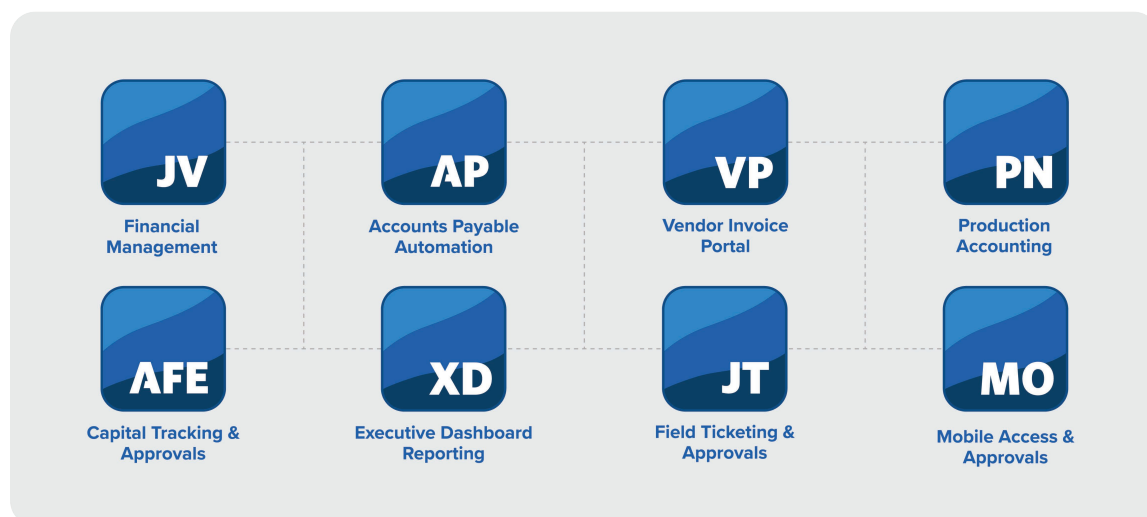
Financial & Field Operations

Pandell's suite of financial software products offer valuable data links, support vital process controls, and deliver flexible reporting tools for Canadian energy companies.

Type	Area	Name	Gross Am...	Net Am...
Drilling	OPERATED	Kirkby #8	\$491,150.00	\$491,150.00
Land & Lease	CARROT RIVER	SUB 1429 04-008	\$760,574.36	\$760,574.36
Drilling	OPERATED	Shamrock Valley 7	\$0.00	\$0.00
Pipeline	BEAR LAKE	RLTY 0409 02-015	\$445,225.00	\$222,612.50
Abandonment	ABBOTT CREEK	BEAR 1104 06-020	\$114,000.00	\$114,000.00
Exploring	CALGARY GENERAL	BEAR 1426 04-013	\$0.00	\$0.00
Abandonment	ABBOTT CREEK	ABBT 0230 02-017	\$13,750.00	\$13,750.00
Abandonment	ABBOTT CREEK	CARR 0430 04-007	\$5,500.00	\$5,500.00
Completion	CALGARY GENERAL	SUB 0730 02-013	\$1,114,000.00	\$1,114,000.00
Drilling	ROYALTY INCOME	MISC 0916 01-009	\$1,150.00	\$1,150.00
			\$2,945,349.36	\$2,649,064.36

Overview

An integrated, cloud software platform that centralizes management and reporting of revenue, expenses, capital costs, and energy production for Canadian oil and gas companies. Use it for seamless invoice processing from submission to payment; consolidated data management of AFEs, production, and joint venture accounting; and in-depth financial analysis through comprehensive, real-time reporting.



JV

Pandell JV manages your joint venture accounting and financial operations in real-time. It has flexible setup options, intuitive multi-window interface, and efficiency-driving data entry features.

Fast Data Entry Tools

JV includes unique tools that make data entry straightforward and fast, while enhancing audit controls.

Flexible Reporting

Configure and save your own grid reporting parameters or select from standard industry reports.

Room to Grow

Flexible security features and data fields support your growth from startup to a multi-entity enterprise.



Link to Other Systems

Data adapters and InfoLinks provide tight integration with internal and external data systems.



AP

Pandell AP manages your payable invoices through electronic receipt, coding, routing and approval. Cut invoice processing time by 60 to 70% and save money with vendor early pay discounts.

Keep Payables in Check

Electronic workflows, approver alerts, and duplicate billing detectors ensure fast, accurate invoice approval.

Transparent Process

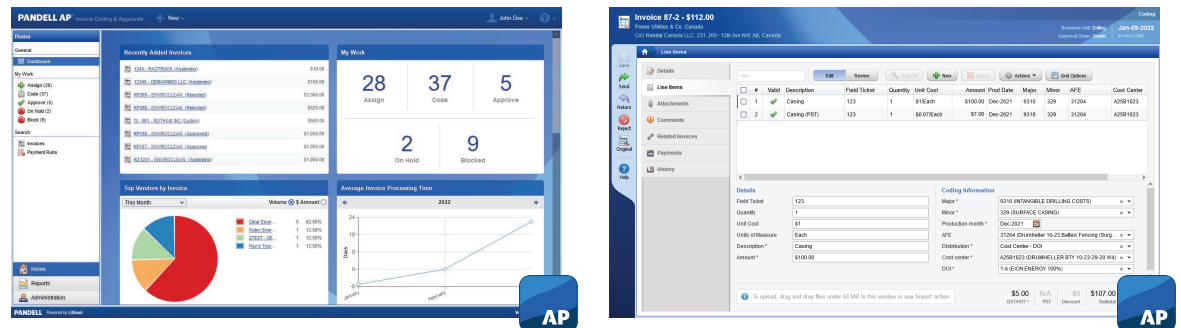
Managers, Approvers, Auditors, and Vendors can view the working status and related data of an invoice at any time.

Better Cash Control

Don't wait until month end. Real-time invoice status visibility enables better working capital management.

Link to Other Systems

Get bi-directional data integration with vendor e-invoicing and your operations & financial systems.



VP

Pandell VP is the top ranked web-based vendor portal for digital invoice submission. It extends AP and JV's financial validation tools, audit controls, and digital workflow to the supply chain in real time.

Spend Less Time Coding

Give vendors access to your coding list so proper information is entered from the start. Validation coding checks include AFEs, cost centers, accounts, and sub accounts.

Decrease the Number of Invoice Status Calls

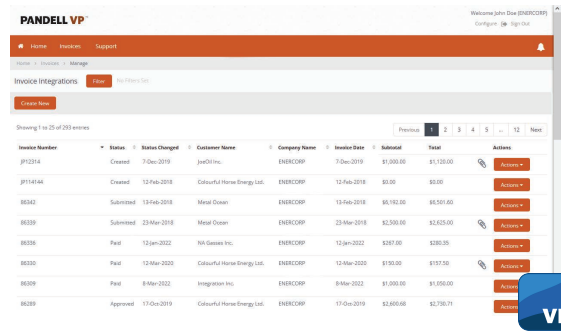
Vendors can track the status of their invoice anytime and if it's rejected, they see what action is required. Everyone benefits from process controls that ensure neither party has to chase down status updates.

Receive Invoices How You Want Them

Automatically split invoice amounts to meet AFE and cost center billing requirements specified by you. Vendors spend less time entering data and you don't have to adjust line items for each designated AFE or cost center.

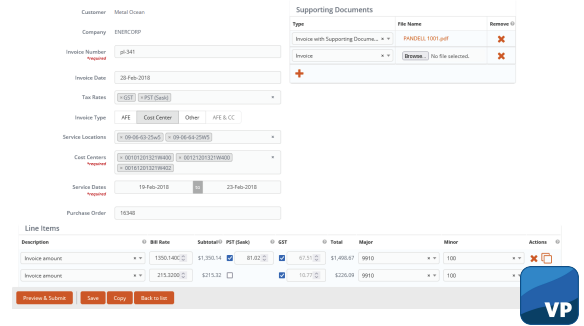
Cleaner Data, More Early Pay Discounts

As invoices are created, they are validated against required billing information specified by you. This speeds up your invoice approval workflow and prevents unnecessary delays in payment.



The screenshot shows the Pandell VP web application. At the top, there's a navigation bar with 'Home', 'Invoices', and 'Settings'. Below it, a section titled 'Invoice Integrations' has a 'Create New' button. The main area displays a table of invoices with columns: Invoice Number, Status, Status Changed, Customer Name, Company Name, Invoice Date, Subtotal, Total, and Actions. The table shows several invoices, including one for 'JenCh Inc.' and another for 'Mist Ocean'.

Invoice Number	Status	Status Changed	Customer Name	Company Name	Invoice Date	Subtotal	Total	Actions
J1214	Created	7-Dec-2019	JenCh Inc.	ENERGICORP	7-Dec-2019	\$1,000.00	\$1,120.00	[Actions]
J11414	Created	12-Feb-2018	Coloursful Home Energy Ltd.	ENERGICORP	12-Feb-2018	\$0.00	\$0.00	[Actions]
80342	Submitted	13-Feb-2018	Mist Ocean	ENERGICORP	13-Feb-2018	\$0,190.00	\$0,501.00	[Actions]
80339	Submitted	23-Mar-2018	Mist Ocean	ENERGICORP	23-Mar-2018	\$2,500.00	\$2,620.00	[Actions]
80336	Paid	12-Jan-2022	MA Services Inc.	ENERGICORP	12-Jan-2022	\$287.00	\$280.35	[Actions]
80330	Paid	12-Mar-2020	Coloursful Home Energy Ltd.	ENERGICORP	12-Mar-2020	\$190.00	\$197.50	[Actions]
80299	Paid	8-Mar-2022	Integration Inc.	ENERGICORP	8-Mar-2022	\$1,000.00	\$1,050.00	[Actions]
80289	Approved	17-Oct-2019	Coloursful Home Energy Ltd.	ENERGICORP	17-Oct-2019	\$2,800.00	\$2,790.71	[Actions]



The screenshot shows the 'Invoice Details' page in Pandell VP. It includes fields for Customer (Mist Ocean), Company (ENERGICORP), Invoice Number (J1214), Invoice Date (28-Feb-2018), Tax Rates (GST, PST, QST), Invoice Type (ATC, Cost Center, Other), Service Locations, Cost Centers, Service Dates, and Purchase Order (10380). A 'Supporting Documents' section shows a list of documents, including 'Invoice with Supporting Documents...' and 'Invoice...'. A 'Line Items' table is also visible, showing columns for Description, Bill Rate, Subtotal, PST, QST, Total, Major, Minor, and Actions.

Description	Bill Rate	Subtotal	PST	QST	Total	Major	Minor	Actions
Invoice amount	1,000.00	\$1,200.14	\$1,027.00	\$1,458.67	\$990	100		[Actions]
Invoice amount	215.22000	\$275.32		\$10.71	\$286.03	100		[Actions]

PetroNet

Pandell PetroNet handles all your production accounting needs. It includes automated government reporting, a robust gas module, an automated gas schematic, and full integration with Pandell JV.

Operated / Non-Op Properties

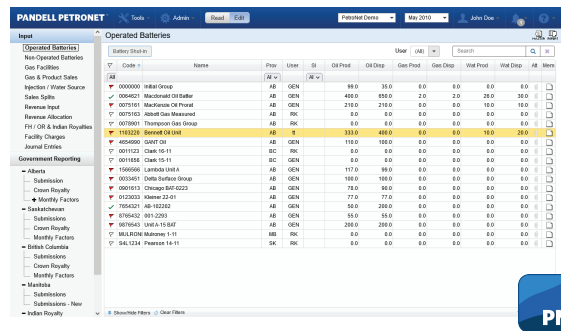
Oversee all aspects of well / battery production, sale & inventory data. Import non-op volumes and revenues as well as sales taken in-kind.

Sales Splits

Each facility / well can facilitate multi-contract splits, and prepare pipeline and partner split reports with direct email and fax.

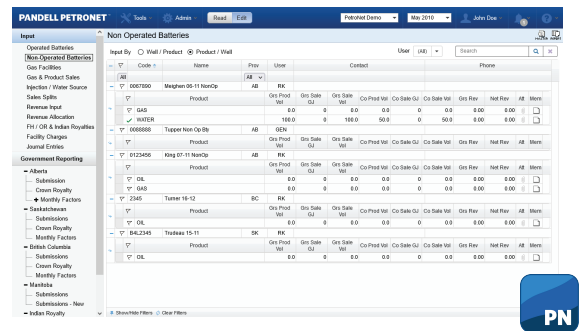
Revenue Reports

Data entry by purchaser allows for visual balancing to the total amount received from each purchaser, in addition to balancing each facility and contract.



The screenshot shows the Pandell PETRONET web application. It has a navigation bar with 'Tools', 'Admin', 'Input', and 'Edit'. The main area displays a table of invoices with columns: Invoice Number, Status, Status Changed, Customer Name, Company Name, Invoice Date, Subtotal, Total, and Actions. The table shows several invoices, including one for 'JenCh Inc.' and another for 'Mist Ocean'.

Invoice Number	Status	Status Changed	Customer Name	Company Name	Invoice Date	Subtotal	Total	Actions
J1214	Created	7-Dec-2019	JenCh Inc.	ENERGICORP	7-Dec-2019	\$1,000.00	\$1,120.00	[Actions]
J11414	Created	12-Feb-2018	Coloursful Home Energy Ltd.	ENERGICORP	12-Feb-2018	\$0.00	\$0.00	[Actions]
80342	Submitted	13-Feb-2018	Mist Ocean	ENERGICORP	13-Feb-2018	\$0,190.00	\$0,501.00	[Actions]
80339	Submitted	23-Mar-2018	Mist Ocean	ENERGICORP	23-Mar-2018	\$2,500.00	\$2,620.00	[Actions]
80336	Paid	12-Jan-2022	MA Services Inc.	ENERGICORP	12-Jan-2022	\$287.00	\$280.35	[Actions]
80330	Paid	12-Mar-2020	Coloursful Home Energy Ltd.	ENERGICORP	12-Mar-2020	\$190.00	\$197.50	[Actions]
80299	Paid	8-Mar-2022	Integration Inc.	ENERGICORP	8-Mar-2022	\$1,000.00	\$1,050.00	[Actions]
80289	Approved	17-Oct-2019	Coloursful Home Energy Ltd.	ENERGICORP	17-Oct-2019	\$2,800.00	\$2,790.71	[Actions]



The screenshot shows the 'Invoice Details' page in Pandell PETRONET. It includes fields for Customer (Mist Ocean), Company (ENERGICORP), Invoice Number (J1214), Invoice Date (28-Feb-2018), Tax Rates (GST, PST, QST), Invoice Type (ATC, Cost Center, Other), Service Locations, Cost Centers, Service Dates, and Purchase Order (10380). A 'Supporting Documents' section shows a list of documents, including 'Invoice with Supporting Documents...' and 'Invoice...'. A 'Line Items' table is also visible, showing columns for Description, Bill Rate, Subtotal, PST, QST, Total, Major, Minor, and Actions.

Description	Bill Rate	Subtotal	PST	QST	Total	Major	Minor	Actions
Invoice amount	1,000.00	\$1,200.14	\$1,027.00	\$1,458.67	\$990	100		[Actions]
Invoice amount	215.22000	\$275.32		\$10.71	\$286.03	100		[Actions]

AFE

Pandell AFE tracks and approves AFEs electronically over the web. Work on your AFEs from anywhere, filter and report on any combination of data criteria, and get your approvals done 85% faster.

Full Archive & Library of AFEs

Don't split your workflow between legacy paper files and current digital ones. Pandell AFE keeps everything in one place for easy reference.

"My Work" AFE Organizer

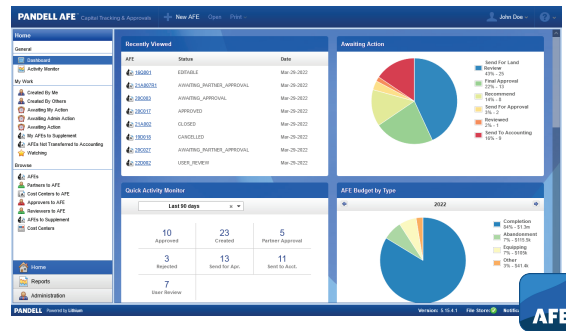
Automatically populate your dashboard with work assigned to each user, to help you stay organized even if notification emails get overlooked.

Full Workflow

See the full workflow of an AFE and everyone who's interacted with it at any given point and allow only those with access to approve or reject AFEs.

Budget, Actuals and Field Estimates

Make audits a breeze by keeping track of historical imports, full property history, and audit trails. Everything is linked to the AFE for ease of access.



AFE Number	Status	Type	Area	Name	Gross Area	Net Area	100%
210002	Under Review	Drilling	CALGARY GENERAL	NEW COMPRESSOR Sta.	\$6.00	\$0.00	100.00000000
210002	Under Review	Completion	CARROT CREEK	NEW HTD 06-02	\$125,500.00	\$125,500.00	100.00000000
210002	Under Review	Drilling	CARROT CREEK	NEW HTD 06-02	\$125,500.00	\$125,500.00	100.00000000
210006	Under Review	Drilling	ROYALTY INCOME	EAST HILL 2-1	\$1,500.00	\$1,500.00	100.00000000
1800781	Under Review	Drilling	LAND & LEASE	018-143104-018	\$16,514.36	\$16,514.36	100.00000000
1800781	Under Review	Drilling	OPERATED	Shamrock Valley 7	\$0.00	\$0.00	100.00000000
170005	Under Review	Abandonment	ABBOTT CREEK	EAST HILL 2-0	\$114,000.00	\$114,000.00	100.00000000
180009	Under Review	Abandonment	ABBOTT CREEK	06-23-VEIN	\$5,000.00	\$5,000.00	100.00000000
180081	Under Review	Payable	BEAR LAKE	201348134	\$445,255.00	\$445,255.00	100.00000000
170003	Under Review	Abandonment	CALGARY GENERAL	06-01-067	\$0.00	\$0.00	100.00000000
180084	Under Review	Completion	CALGARY GENERAL	MISC OILFIELD 01-015	\$1,114,000.00	\$1,114,000.00	100.00000000
180007	Under Review	Abandonment	ABBOTT CREEK	Carrot Creek Drilling Inc.	\$13,750.00	\$13,750.00	100.00000000
					\$2,454,190.36	\$2,454,190.36	

Executive Dashboard

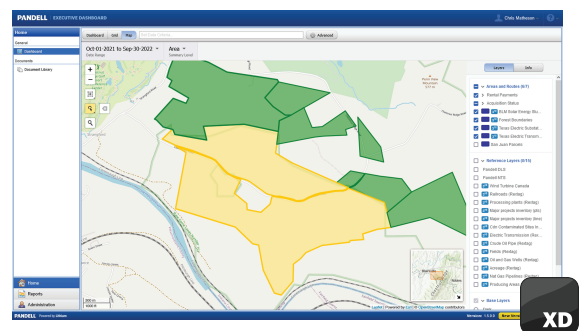
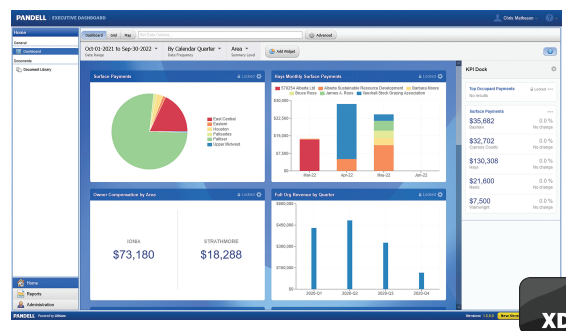
Pandell XD provides executives with information at their fingertips through an easy-to-use reporting dashboard. It allows them to quickly review and visualize key land information across areas, business units, or subsidiary companies for tracking project status, rental payments, upcoming obligations, and other important summary land data.

Track Key Performance Indicators

Summary information is centralized for fast, flexible access with real-time reporting on corporate KPI's across the organization.

Visualize on Maps

Summary information is visualized with real-time status on GIS maps allowing rapid drill-down for further analysis and reporting.



Jobutrax

Pandell Jobutrax is a fully digital solution used to create, approve & track oil & gas field service tickets from anywhere. It features auto-populating invoice fields and approvals in real time.

Field Ticketing

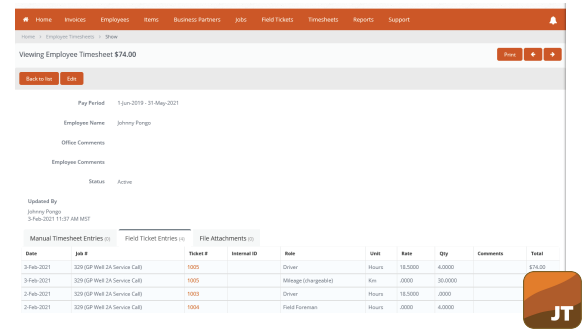
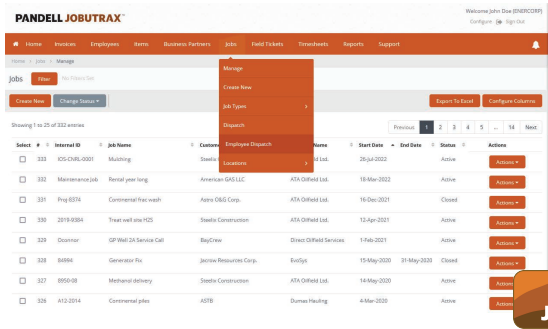
Creating, approving and submitting field tickets electronically, speeds up workflow so you can get invoices out sooner.

Full Field Reporting

Operate more effectively with ticket summaries, timesheet analyses, and certifications & equipment monitoring.

All-Inclusive Toolbox

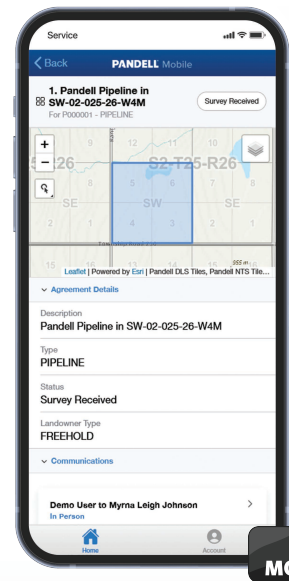
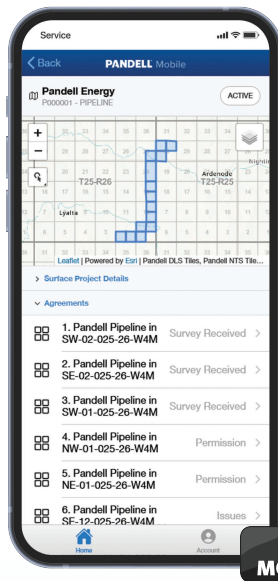
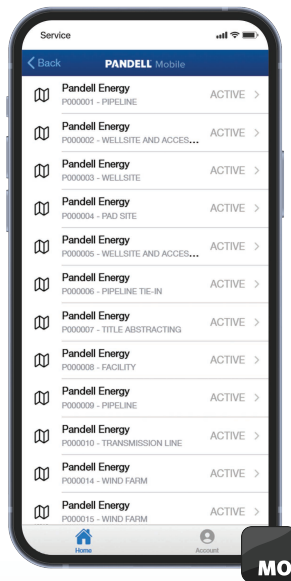
Get timesheet creator, accounting integration, tracking functions (parts, POs, safety, expenses), and more, all in one.



Mobile

Pandell's mobile application provides a powerful and convenient interface for your users in the field to perform critical land functions, keeping your land data up to date and in sync across your organization. Available for iOS and Android mobile devices, Pandell Mobile offers robust GIS integration, an easy-to-use interface, and offline capability. Pandell Mobile is geo-enabled to allow users to see their location in relation to parcels and land assets where work needs to be done. With Pandell Mobile, users can:

- View and upload documents
- Only see data for their assigned projects
- View and input contact logs with landowners and other stakeholders
- Complete maintenance tasks, such as tree trimming and damage assessment, & add notes
- Take photos and upload them to land records
- Integrated with corporate security Single-Sign On (SSO)
- See their location relative to land assets where they have tasks to complete



For Pricing, Demos and More Information, visit

PANDELL.COM